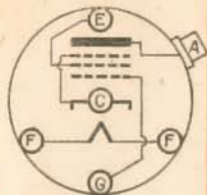
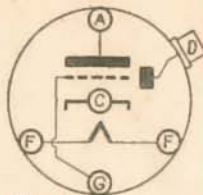


Référence	Type	Culot	Tension Filament	Fonction	Haute tension	Intensité anodique	Résistance d'Anode	Tension Ecran	Tension Polarisation	Résistance Polarisation	Résistance interne	Pente	OBSERVATIONS
ABC1	2-2-3	37	4(0,65)	D-BF D-BF	250 250	4 2	— 50.000	— —	-7 -4	1.750 2.500	13.500 —	2 —	
ABL1	2-2-5	44	4(2,4)	D-P(4,3)	250	36	7.000	250	-6	150	50.000	9,5	
AB1	2-2	17	4(0,65)	D	—	0,8	—	—	—	—	—	—	
AB2	2-2	26	4(0,65)	D	—	0,8	—	—	—	—	—	—	
ACH1	3-6 V	24	4(1)	C	250	2	—	70	-2-20	750	0,8 M Ω	0,75	
AC2	3	35	4(0,65)	BF BF	250 250	6 1,25	— 0,1 M Ω	— —	-5,5 -4	900 3.200	12.000 —	2,5 —	
AD1	3*	34	4(1,1)	P(4,2) P(9,2)	250 250	60 120	2.300 9.000	— —	-45 -45	750 375	670 —	6 —	Push-pull classe A
AF2	5 V	13	4(1,1)	HF	200	4,25	—	100	-2-22	300	1,4 M Ω	2,5	Sélectode
AF3	5 V	42	4(0,65)	HF	250	8	—	100	-3-55	300	1,2 M Ω	1,8	Sélectode
AF7	5	42	4(0,65)	HF BF	250 250	3 0,9	— 0,2 M Ω	100 —	-2 -2,5	500 2.500	2 M Ω —	2,1 —	0,5 M Ω série sur écran
AH1	6 V	45	4(0,65)	HF C	250 250	3 3	— —	80 80	-2-24 -2-24	300 300	2 M Ω 2 M Ω	1,8 —	Modulatrice par grille 3
AK1	8 V	23	4(0,65)	C	200	1,6	—	90	-1,5-25	400	1,6 M Ω	0,6	
AK2	8 V	49	4(0,65)	C	250	1,6	—	70	-1,5-25	400	1,6 M Ω	0,6	Tension grille 2 : 90 V
AL1	5*	39	4(1,1)	P(3,1) P(7)	250 250	36 60	7.000 20.000	250 250	-15 -17	340 200	43.000 —	2,8 —	Push-pull classe AB
AL2	5	41	4(1)	P(3,8)	250	36	7.000	250	-25	610	60.000	2,6	
AL3	5	40	4(1,85)	P(4,5)	250	36	7.000	250	-6,5	160	50.000	9	
AL4	5	40	4(1,75)	P(4,3)	250	36	7.000	250	-6	150	50.000	9,5	



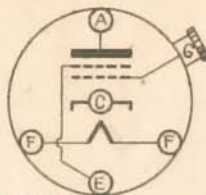
13

AF2
E446
E447



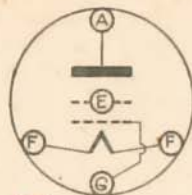
14

B2044S
E444S



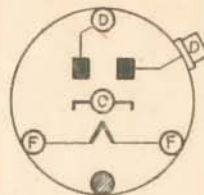
15

B2041
E441



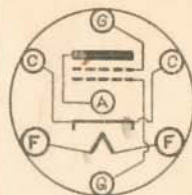
16

E451
PP416



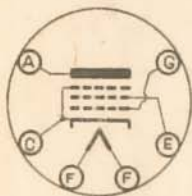
17

AB1



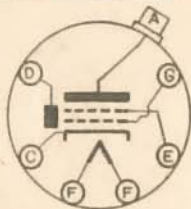
18

E441



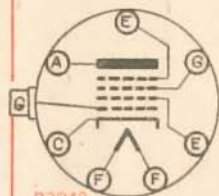
19

B2043
E463



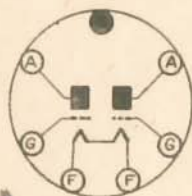
20

B2044
E444



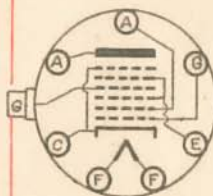
21

B2048
E448
E449



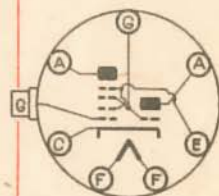
22

B240



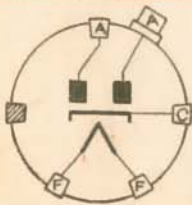
23

AK1



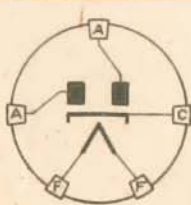
24

ACH1



25

CB1
EB1



26

AB2
CB2
KB2



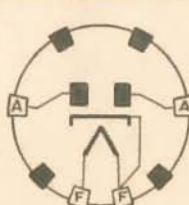
27

CY1



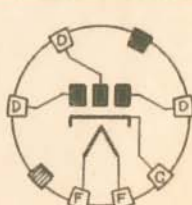
28

CY2



29

1683



30

EAB1